

319 8 10000



2022 9





	2022 1-6	2021	2020	2019
	8,972.77	19,840.20	17,828.63	19,751.53
	24,910.92	69,530.60	87,798.92	99,625.58
	36.02%	28.53%	20.31%	19.83%

2

1		
2	HTTPS	HTTPS

3



7	DPI	DPI DPI
8		
9		WIFI
10		
11		

12



20

35	Lucene	
36		" "
37	SD-WAN	
38		
39	DNS	IDC IDC
40		
41	Linux	IDC IDC

42

" - - "

2021 7 " " " 2021

"

2021 10 " -

"

2022 3 " CSA & " " CSA 2021 "

2019 2021

2019 2021

2022 1-6

1

	2022.6. 30	2021.12.31	2020.12.31	2019.12.31
	97, 973. 78	107,888.71	107,354.74	109,195.64
	66, 796. 61	63,007.21	60,169.14	52,027.27
	164, 770. 39	170,895.92	167,523.87	161,222.91
	71, 059. 13	71,973.24	66,310.14	62,511.78
	7, 561. 69	7,144.63	4,444.69	3,733.90
	78, 620. 82	79,117.87	70,754.84	66,245.68
	82, 408. 91	86,577.23	90,304.94	88,454.01
	86, 149. 57	91,778.05	96,769.04	94,977.23

2

	2022 1-6	2021	2020	2019
	24, 910. 92	69,530.60	87,798.92	99,625.58
	-5, 369. 50	-3,060.06	2,866.55	-20,860.24
	-5, 378. 11	-5,328.62	2,258.33	-9,734.01

	2022 1-6	2021	2020	2019
	-5,376.48	-5,211.22	1,648.94	-10,116.37
	-4,168.32	-3,852.31	1,708.05	-10,124.67

3

	2022 1-6	2021	2020	2019
--	-----------------	-------------	-------------	-------------

$$\begin{array}{l}
2 \quad \quad \quad = \quad - \quad - \quad - \quad - \\
- \quad - \quad \quad = \quad - \quad \div \\
3 \quad \quad \quad = \quad \div \quad \times 100\% \\
4 \quad \quad \quad = \quad = \quad \div \\
5 \quad \quad \quad = \quad \div \quad 2022 \quad 1-6 \\
\quad 2022 \quad 1-6 \quad \quad \quad *4 \\
6 \quad \quad \quad = \quad \div \quad 2022 \quad 1-6 \\
2022 \quad 1-6 \quad \quad \quad *4 \\
7 \quad \quad \quad = \quad + \quad + \quad + \quad + \\
8 \quad \quad \quad = \\
9 \\
10 \quad \text{EBITDA} \quad \quad = \quad + \quad + \quad + \quad + \\
\quad \quad \quad / \quad \quad \quad + \\
11 \quad \quad \quad = \quad / \\
12 \quad \quad \quad = \quad \div \\
13 \quad \quad \quad \div
\end{array}$$

1

1

2

3

3

21,930.32

1,946.82

	842.2					1,157.8
2,000						2021 12 29
						11
	36,454,832.47	2022	9	1		11
8						4.23%
	"		"	"		
"	"		"			
2						
	2015	8				"
	"					
3						
	2020					

4

5

5G

6

7

5G

4

1

2

2022	1-6	24,910.92	
4.29%		-4,168.32	
45.82%			2022
1-6			
		5G	
2022			2022

3

2022	6	1,540.95
------	---	----------

8 ---

4

2022	6	34,014.09
		20.64%

5

2019	2020	2021	2022	1-6
14,492.06	3,388.53	742.78	1,059.63	
			-143.14%	198.39%

B

2013 37

3

1

2

3

4

1.00

A

$$\div \quad \frac{20}{20} \quad \frac{20}{20} = \quad 20 \quad 80\%$$

$$P1 = P0 - D$$

$$P1 = P0 / (1 + N)$$

$$P1 = \frac{P0 - D}{1 + N}$$

P1

P0

D

N

202,089,045

30%

6

1

301259.SZ		301087.SZ	IPO		300603.SZ
		833799		835304	
834813		" 14	"	122366	" 16 01"
136533	" 18	"		150519	
688799.SH		688189.SH		301259.SZ	
300705.SZ	IPO	" 14	"	122366	" 16 01"

2

3

1

2

3

4

5

1

2

3

4

5

6

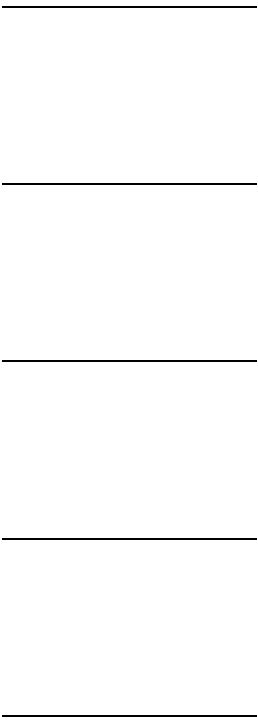
7

8

E031 5 E7

	-
1	1 2
	2





2h67h78Gef,Seb928Fh16".24b&4Tb,