

300311



319 8 10000



2022 9

2022 8 12

2022 020186

" " " " "

" " " "

" " " "

" " "

" " "

1

2

3

.....	2
.....	3
.....	38
.....	57
.....	105

31,167.06

21,033.24

10,133.82

5G

9,236.74

29.64%

5G

2 3 4 7

3 7

5 6

5G

5G

--	--	--

33,202.92

6,000.00


755

1,055

280

180

100



		5G	5G	5G
		5G	5G	DPI IDC 5G
		5G	5G	5G DPI 5G
		5G	5G	5G MEC
		5G	5G	5G
		5G+		5G+
			-	-
			-	-
			-	-

		+ + " "	" SAAS "	-
		PC		-

1

1

180

2

178

6

		5
		4
		5
		3
		5
		13
		5

		2
		4
		4
		4
		3
		4
		4
		178

T+1

180

80%

5G

100

2

98

5G	DPI	&	&
			10
			5
			6
5G	DPI	&	&
			9
			5
			6
5G			
			19
5GMEC			
			18
5G			
			20

			T+1		T+2				T+3	
			6		6		6			
19		20.00	8	80.00	8	84.00	6	63.00	6	132.30
20		21.25	5	53.13	5	55.78	4	44.63	4	93.71
21	/ UX/UI	22.50	5	56.25	5	59.06	4	47.25	4	99.23
22		41.25	2	41.25	2	43.31	2	43.31	2	90.96
23		30.00	5	75.00	5	78.75	4	63.00	4	132.30
24		26.25	14	183.75	14	192.94	11	151.59	11	318.35

25 18.75 27 253.13 27

T+1 8 T+2

2

1

5

"

"

\$

"

	1 2 Demo

2 5G

14

5G & DPI &	1 2 3

5G &

DPI

&

1
IMSI/MSISDN/IMEI
99.99%

2 DPI



" " " "

" " 2 " "

" " " "

"

"

5G

5G

5G

5G

5G

180 5G

100

"

1

1

4		-	200.00	200.00	200.00	200.00	200.00
5		-	200.00	200.00	200.00	200.00	200.00
6		-	180.00	180.00	180.00	180.00	180.00

63

93

31

" - - "

"

"

17

9

" - - "

		T+1	T+2	T+3	T+4	T+5	T+6
1		-	6	16	18	20	21
2		-	13	31	33	35	36
3		-	11	26	29	32	33
4		-	6	16	18	20	21
5		-	4	12	14	16	17
6		-	5	14	16	18	19

			576
119,940.00			
	67	19,073.83	19
4,149.54			
2			

6%

15%

7% 3% 2%

2

	T+1	T+2	T+3	T+4	T+5	T+6
	-	9,230.00	23,850.00	26,650.00	29,450.00	30,760.00
	-	4,107.49	9,897.47	10,849.13	11,808.47	12,351.23
	-	5,122.51	13,952.53	15,800.87	17,641.53	18,408.77
	-	55.50%	58.50%	59.29%	59.90%	59.85%
	-	66.46	171.72	191.88	212.04	221.47
	-	1,384.50	3,577.50	3,997.50	4,417.50	4,614.00
	85.50	553.80	1,431.00	1,599.00	1,767.00	1,845.60
	2,962.22	5,757.08	5,582.41	5,812.27	6,052.94	5,844.40
	-3,047.72	-2,639.32	3,189.90	4,200.23	5,192.05	5,883.29
	-3,047.72	-5,687.05	-2,497.15	1,703.08	5,192.05	5,883.29
	-	-	-	255.46	778.81	882.49
	-3,047.72	-2,639.32	3,189.90	3,944.76	4,413.24	5,000.80
	-	-28.60%	13.37%	14.80%	14.99%	16.26%

10.11%

5.52

1

2016

16,389.25

2021

38,586.73

13.42%

2015 2021

2016	16,389.25	-

2017	23,318.90	42.28%
2018	32,127.82	37.78%
2019	32,672.07	1.69%
2020	33,354.23	2.09%
2021	38,586.73	15.69%
2017-2021	-	13.42%

13.62%

13.42%

2

15.98% 7.61% 20.40%

	2021		2020		2019	
	6,547.94	16.97%	5,271.96	15.81%	4,959.32	15.18%
	3,466.85	8.98%	2,425.13	7.27%	2,148.68	6.58%
	8,755.57	22.69%	6,597.45	19.78%	6,117.40	18.72%

15.00% 6.00% 19.00%

3

	2022 1-6	2021	2020	2019
	60.57%	55.34%	62.42%	62.80%

58.61%

60.28%

4

"

"

PLC

1

2021

2018

233.8

2020

292.9

11.93%

2

688561.SH

688023.SH

002439.SZ

300369.SZ

1

	2021		2020	
	2018	233.8		292.9
	11.93%			

2018

/

2

3

19,751.53	17,828.63	19,840.20
-----------	-----------	-----------

19.83% 20.31% 28.53%

" " " "

" " 1 " "

" " " "

"

" 5G

576 119,940.00 2022

6 30

	T+1	T+2	T+3	T+4	T+5	T+6
a/g						

1 " - " " - "

2 T+1

3 5 T+6 1-6

959.91

-1,946.82

1.10%-2.45%

11.62%-526.58% T+3 T+6

2021

" " " "

" " 3

" " " "

" " "

"

21,930.32

1,946.82

"

1

1

2

3

4

5

6

7

2

1

2021



2 2021

3

1

2



5

6

7

8

"

"

"

"

"

"

2

1

2

3

1

2

			99,625.58	87,798.92	69,530.60
	6,807.81				-24,616.73
-1,680.48	-4,595.09		-5,657.99		
2021	2022				

5.1% 5.83% 18.55% 28.27%

5,613.64 2021 80.9%

1

2

1

2021 3
 2035

2021 7
 2021-2023 2023
 2,500 15% 2022 3

2
 2020

5G

" 2.0 "

3

5G 2019 30
 5G 2019 8 5G
 2019 9 5G 2019-2021
 2020 2
 20 5G
 5G
 2019
 2021 5

2020 4

			2021	2020
	1,729.3	2019	10.6%	2021
	2,002.5	15.8%		

5G

1	300454.SZ	2000	2018 VPN
2	002439.SZ	1996	2010
3	300369.SZ	2000	2014
4		2007	2019

	688023.SH	

5

1999 2011

300188.SZ

			15,382.51		13,028.11
			84.69%	2019	
26,820.41				24,959.41	
93.06%					
2021			69,530.60		20.81%
		24,537.73		14,400.88	36.98%
	2021				
5,804.15	2020		62.27%		
			100%		
2022	1-6		24,910.92	2021	1-6
		26,027.06	4.29%		
		100%			
2021	1-6				21,785.84
	2022	1-6		24,613.78	
12.98%					
2019	2020	2021	2022	1-6	
99,625.58	87,798.92	69,530.60	24,910.92		

2018 6,276.81 2019
25,104.48

2 2020

PC

	2020	2019	
	15,382.51	26,820.41	-11,437.90
	7,534.21	6,255.31	1,278.90
	7,848.30	20,565.10	-12,716.80

3 2021

2021 19,840.20 2020
17,828.63 2021 2020 2,011.57 11.28%

	2021	2020
	18,152.01	16,239.83
	514.41	385.75
	468.52	327.27
	401.15	455.44
	112.01	125.76
	63.39	175.47
	56.50	28.07
	8.53	33.12
	7.94	5.25
	55.74	52.67
	19,840.20	17,828.63

1

2

5G " 5G
" " MEC " " 5G
" " " " "
" "
" "
" "

2020 1,912.18
2020 141.25
2020 128.66

4 2022 1-6
1 2022 1-6
2022 1-6 7,141.45 2021 1-6
6,418.35 2022 1-6 2021 1-6
723.10 11.27%

	2022 1-6	2021 1-6
	5,060.72	4,816.16
	457.78	152.89
	438.79	328.66
	342.71	487.68

	2022 1-6	2021 1-6
	259.11	163.27
	72.16	106.77
	9.74	9.54
	500.44	353.39
	7,141.45	6,418.35

2 2022 1-6

2022 1-6 8,972.77 2021 1-6
8,178.70 2022 1-6 2021 1-6
794.07 9.71%

	2022 1-6	2021 1-6
	8,105.17	7,518.67
	360.61	114.53
	186.01	193.94
	152.14	214.08
	57.63	10.14
	49.03	24.71
	39.08	50.82
	2.13	3.32
	20.97	48.49
	8,972.77	8,178.70

3 2022 1-6

2022 1-6 -6.71 2021 1-6
671.44 2022 1-6 2021 1-6 678.14
101.00%

	2022 1-6	2021 1-6
	-439.68	162.85
	205.49	404.58
	12.86	14.02
	105.76	20.33
	108.86	69.66
	-6.71	671.44

	2022 6 30			2021 12 31	2021 6 30	%
	49,999.32	15.73	3.20	48,447.48	43,204.63	

"

1					
	2019	2020	2021	2022	1-6
	57,456.95	46,038.47	77,095.74		

2021						
3			1	2,392.55	2,392.55	9.22%
					24,163.63	93.11%
2022 1-6						
1			64	0.58-960.83	4,480.94	87.80%
					4,480.94	87.80%

		"	"	
2021	2022			18,782.61

		"	"	
	7,469.41		2021	

		"	"	
H3C	2,392.55		2021	H3C

2				2021
---	--	--	--	------

2019

2

2022 6 30

2021

1

1

2

2021

2021

2021

2

1

2

2021

2021

2021

					2022/6/30	
		2,500.00	2,222.25	2015/7	2,222.25	
		1,000.00	1,000.00	2020/9	1,000.00	
		50.00	50.00	2018/10	50.00	
		1,000.00	1,000.00	2021/2	998.26	

1

2022 6 30

					%
				2,500.00	3.35
				1,000.00	2.66
				3,500.00	

2022 6 30

3,500.00

2

2022 6 30

14,134.87

7,364.36

2

6,770.51

		2022/6/30		
		2,500.00		CRM SAAS PaaS
		2,222.25		

		2022/6/30		
		1,000.00		
		1,000.00	"	"
		50.00		
		998.26		
		3,103.29		
		2,011.07		
		1,000.00		B2B

3,103.29

2,011.07

1,000.00

		2022/6/30		
--	--	-----------	--	--

11%

SDN

2

2016 2

150

15%

Wi-Fi

Wi-Fi

2

4

2022 6 30

1,750.78

5

2022 6 30

5,228.36

6

1

1

	%		
	58.00	5,800.00	2,320.00
	38.90	3,890.00	1,556.00
	3.00	300.00	120.00
	0.10	10.00	4.00

" " 10.3.3 " 5 "

" 1 " 3

2

1 2018 8

"

"

11.1.1

" 1

2

8

10

1				
2				
3			IC	
4				
5				

6				
7				
8				
9				
10				
11				
12				

13				
14				
15				
16				
17				
18				

					m²	<i>/</i>		
27		2017 0048682	2	-1	3 0021	36.51		
28		2017 0047407	2	-1	3			

"

"

1

2

"

"

IC

3

"

"

6

2021 6 30

2018 7 30
 2019 5 14
 " " " "
 [2019]81

1 105
 54

2019 235
 2020 3 27 2020
 200046

2021 8 4
 2018 1 1 2021 6 30
 2 2021 6 30 100% 100%

— ☒

2021 6 30

1 2021 5 24 2021 8 30

2018 1 1 2021 6 30

2019 6 18 2022 6 18

L₁₅₀UF_α

2 2021 8 4 "

2018 1 1 2021 6

]V2.1

2018SR573400

[

				PC	
			5G	5G	
			5G 5G	5G 5G	

5G+

KÁμđP0B,, (280 G [<05219746B1180311.180T1202463192841202.281ñ•XÀ•€G±ÁQÔôÂĚ@...iđ Cu ([<4C1E42152527

3,710.3253

	2017			2018
310156				
2020	040053	2017	2019	
		3,574.98	3,253.22	934.48
	7,762.68			
	2017			
2020	4 28			
				2020 040050

2022 4 1

2

2019 10 9

" "

" "

2019 10 12

#

108,707,371.82 2017 1 2018 10

2

2016 8 27 2016 12 23

100%

"

"

"

"

100%

310156 2017 2018

2019 310180 2017 2018

"

"

3

2019 03 4030 2019 10 29 2020 11 5

2019 03 4030 2019 03 4030 2019

03 4030

9

4

2019 03

4030

10.2.1 "

"

"

150

957,328.62

7,850.09

949,478.53

5,000

"

2021 11 25

3

2020 5 18

2020 5 25

1

"

2020 4

2021 10

2021 12 1

1

3820 3,000 2019
480,000
2021 9 30 554,880 34,130
2019 12 31

3820 2,000 2019
480,000
2021 9 30 554,880 34,130
2019 12 31

2019 3820 2,000 480,000
2021 9 30 554,880 34,130
2019 12 31

2

2

2019 12

20

2019

3820

2020 7 28

890

15,840,528.33

2022 9 1

1

11

36,454,832.47

1		6000511282	A504	375.94	
2		6000511284	A501	332.16	
3		6000511327	B504	523.41	
4		6000511329	A503	529.55	
5		6000511330	A502		



3,645.48

4.23%

2

3

2.43%

2018

2019

3

4

2019 235)

5

)

6

7

õ

2

2

3

1

2

2019 235



1

9.47% 30%

2

3

4

3.625%

2021 6

30

100%

100%

2019 5

2021 6

30

2020 6


" "

1

9.47%

30%

2



2

2020 6

" "

1

2

1

2

3

"

2021 6 30

3

4

5

2022/8/25			
2022/8/24	77		
2022/8/23	277		
2022/8/23	59		
2022/8/19	83		
2022/8/18	80	3	
2022/8/18	12		5%
2022/8/16	76	3	
2022/8/16	9		5%
2022/8/15	70		
2022/8/15	57		
2022/8/12		300311.SZ	
2022/8/12	50	3	
2022/8/12	4		5%
2022/8/11		11	5%
2022/8/11	20		

2022/8/4

Windq5.22

（本页无正文，为《关于任子行网络科技股份有限公司申请向特定对象发行人民币普通股股票募集资金使用可行性报告的审核问询函的回复》之盖章页）




发行人董事长声明

本人作为任子行网络技术股份有限公司的董事长，现就本次审核问询函回复报告郑重声明如下：

“本人已认真阅读任子行网络技术股份有限公司本次审核问询函回复报告的全部内容，本次审核问询函回复报告不存在虚假记载、误导性陈述或者重大遗漏，并对上述文件的真实性、准确性、完整性承担相应法律责任。”

发行人董事长：_____



景
晓军



(本页无正文)

为西部证券股份有限公司《关于任子行网络技术股份有限公司申请首次公开发行股票并在科创板上市发行保荐书》之附件。

保荐代表人

张子军

张亚



