



2019

2020 04

)

(

5

.....	5
.....	9
.....	14
.....	29
.....	50
.....	56
.....	56
.....	56
.....	57
.....	58
.....	66
.....	72
.....	73

			300311
			Surfilter Network Technology Co.,Ltd
			Surfilter
			2 6
			518057

	1 15

	2019	2018			2017	

	207,096,971.83	247,539,808.90	179,954,028.36	361,664,990.67
	11,242,923.71	60,882,610.22	-18,968,879.41	-154,403,349.98
	-18,012,973.30	53,961,866.51	-26,283,238.61	-255,832,941.83
	-153,995,482.42	9,124,126.81	-42,765,254.64	191,182,829.96



27,914,967.19

6

7

2020

5G

" "

5G

5G

5G

1

	32.39%
	100%
	70.12%
	107.55%
	100% 100%
	95.51%
	100%
	156.27%
	100%
	85.46%
	79.00%
	55.71%

2

" - 5G " 5G

IDC/ISP

2019 1

YHSAS" 2018

YHSAS

IDC

10%

52

702 59 46 8 5
21 93

1		DPI	ZL 2014 1 0608640.0	2019 1 22
2		DNS	ZL 2014 1 0606547.6	2019 1 22
3			ZL 2016 1 0978916.3	2019 3 5

4

	99,625.58	15.51%	-20,860.24	227.61%
-9,734.01	141.01%	-10,116.37	147.40%	
-10,124.67	147.21%		354.62	
2019	32,672.07	1.69%	6,394.87	
17.09%				2019
			3 1	2018
		2019		2 2019
				3

1	100	"	"	2019 4 8
"	"			
2	2019 2	14	T501-0096	
3	2019 4	1.54%	4,913.07	
	2,056.48			
4	2019 11 28	1,000		5.39%
1	2019 1		"	
YHSAS"	2018			
		YHSAS		
2	2019 1 17			
"	2018	"	"	"
3	2019 4 18		"	
"	"	"	"	"
4	"	"	"	" 2019
	" " 2019	"	"	
5	2019 7 9			15
	"	"	"	" "
6	2019 12 9	"	"	"
	"	"	"	"
		5		
		19		311

2


1

	2019		2018		
	996,255,799.76	100%	1,179,189,736.12	100%	-15.51%
	396,016,664.76	39.75%	548,314,749.81	46.50%	-27.78%
	326,719,516.23	32.79%	322,783,262.01	27.37%	1.22%
	268,204,099.97	26.92%	302,261,286.69	25.63%	-11.27%
	5,315,518.80	0.53%	5,830,437.61	0.49%	-8.83%
	396,016,664.76	39.75%	548,314,749.81	46.50%	-27.78%
	326,719,516.23	32.79%	322,783,262.01	27.37%	1.22%
	268,204,099.97	26.92%	302,261,286.69	25.63%	-11.27%
	5,315,518.80	0.53%	5,830,437.61	0.49%	-8.83%
	93,956,925.58	9.43%	27,619,062.09	2.34%	240.19%
	31,151,117.14	3.13%	64,870,505.00	5.50%	-51.98%
	158,990,028.88	15.96%	300,193,917.90	25.46%	-47.04%
	250,760,478.70	25.17%	220,764,321.98	18.72%	13.59%
	202,057,025.90	20.28%	187,060,282.80	15.86%	8.02%
	98,785,424.17	9.92%	144,523,042.70	12.26%	-31.65%
	68,561,783.41	6.88%	54,899,915.55	4.66%	24.89%
	91,993,015.98	9.23%	179,258,688.10	15.20%	-48.68%

12

	2019				2018			
	207,096,971.83	247,539,808.90	179,954,028.36	361,664,990.67	214,070,386.50	334,581,308.10	295,584,630.30	334,953,411.22
	11,242,923.71	60,882,610.22	-18,968,879.41	-154,403,349.98	11,541,160.50	63,166,374.20	35,776,734.10	103,974,007.53

5



282,826

331,730

	202,057,025.90	84,316,415.34	58.27%	8.02%	15.18%	-2.60%
	98,785,424.17	46,191,986.27	53.24%	-31.65%	-38.80%	5.46%
	68,561,783.41	26,576,514.27	61.24%	24.89%	-8.17%	13.96%

4

5

		2019		2018		
		197,280,316.87	51.02%	308,176,132.19	51.69%	-35.98%
		121,534,253.10	31.43%	160,363,377.41	26.90%	-24.21%
		62,553,075.30	16.18%	126,093,419.59	21.15%	-50.39%
		5,291,174.23	1.37%	1,545,230.61	0.26%	242.42%
		386,658,819.50	100.00%	596,178,159.80	100.00%	

		16.48%
		0.00%

5

1		64,052,392.60	6.484%


	197,515,252.71	168,506,692.84	17.22%	
--	----------------	----------------	--------	--

4

5G

	-40,352,859.71	-22,916,539.52	-76.09%
--	----------------	----------------	---------

	29,754,888.12	-27.58%		
	73,547.95	-0.05		



		0.00%	50,000,000.00	2.46%	-2.46%	
	42,699,835.80	2.65%	293,744,642.67	14.46%	-11.81%	

1	32,672.07	1.69%	6,394.87
12.22%			
2	1,056.63	64.05%	1,160.66
59.55%			
3	31,706.40	53.43%	1,101.16
83.17%			

1

2017 2019

2

3

4


1

2

5G

2020


2019 5 20	2018	2018	2018 12 31
680,036,042	10	0.3	
2018 12 31		2018	
	680,036,042	681,258,724	
681,258,724	679,988,821	2018	679,988,821
10	0.300020	2019 6 19	2019 6 20



		2019		-101,246,695.46
		12,416,956.48		157,513,664.60
2019		-107,517,673.51		-141,887,277.87
	327,356,168.90		2019	2019


3

1	2019				
2	2018	2018 12 31	680,036,042	10	0.3
3	2017	2017 12 31	447,930,709	10	
0.3			447,930,709	10	5



			1				
				3			
			2				
			A				
		B			C		
				3			
				4			
			1				
				2			
						2014 08	
						29	
			3				
							4
				5			
							6

		()		1		
			2			
			3			
			4			
				5 ()		
		1				
					60	2
						2014 08 29
			3			
						3



3

							ew/index
--	--	--	--	--	--	--	----------

1		2017	2018	2019		4,000	5,000	6,000
---	--	------	------	------	--	-------	-------	-------

15,000

2		2017	2018	2019
---	--	------	------	------

"

[2019]06

3 2019 12 19

" "

[2019 235]

	0

2020 2 10

2019

2020 2 26

2020

2019

()			()	()	()		
	12,989.84					2019 08 03	http://www.cninfo.com.cn/new/index
	18,310.57					2019 12	

						31	http://www.cninfo.com.cn/new/index
--	--	--	--	--	--	----	---

76.21

2017		4,898.14		18,164.36
2017 12 31				
2018		66.2799	2018 12 28	81.06
2018		989.78		4,382.87
2018 12 31				

2

2017

2018

8 ---

2017

4,000

3,575

89.38%

2018

2018 3

8 ---

8 ---

3

1

2017

2017

2017

1,161.71

2018

1

2017

1,161.71

2017

2

2016

2017

2017 7

2018 9

2017 8

2

2014

4

5

--

2019

18,392

2017 7

<http://www.cninfo.com.cn/new/index>

2020-010

5%

2019 6 17

2018

2020 1 8

2018

2020 4 28

10

2019

5,606,741

217

<http://www.cninfo.com.cn/new/index>

12

62.91

1

1

2

3

2

1



	2019 08 27	2,000		0				
	2019 12 20	5,000		0				



3**1**

		22,221	3,100	0
		22,221	3,100	0

2**4****1q**

2016 10 11 ,

10 28 2016 2016-059 2016
 2016 12 2016 11 2016-078
 2018 8 2016-086
 2018-060

1

2

		2017.9.12	800
		2019.7.4	1,000
		2019.7.30	310
			2,110

100

2019 4 8

1

		2019 6 12			
3	2018				189
	5,196,624		4,548,005	2019 6 26	
4					

	4,232,124		111,830	4,120,294		
	2,465,883		111,830	2,354,053		
	1,710,892	13	1,382,868	328,037		
	216,206	167,482	108,103	275,585		

	68,753		57,857		0		0
				9		9	
		5%		10			



				53	2013	05	14
				50	2013	05	14

20	263,777,286
20	5,493,725

0	211,385,030
0	4,120,325
	2,354,053

39	2016	05	12	2022	05	20	342,947
----	------	----	----	------	----	----	---------

--	--	--	--	--	--	--	--

5 ^ΛUK yÂP □

6

EMBA

2019 8 30

2017 12 2018 4

2018 4

2018 5 17

6

2014 11 2017 2 ,
2019 4

2017 8 2019 4 ,



			39		123.19	
			39		55.46	
			49		3.64	
			51		3.64	
			56		3.64	
			72		4.2	
			48		4.2	
			45		4.2	
			46		83.14	
			36		53.2	
			42		34.12	
			51		29.47	
			49		22.88	
			58		3.6	
			46		1.68	
			47		36.39	
			77		1.94	
			37		12.76	
	--	--	--	--	587.89	--

					/				/	
		0	0	0	0	447,323	223,662	0	4.6145	223,661
		0	0	0	0	447,323	223,662	0	4.6145	223,661
		0	0	0	0	342,947	171,473	0	4.6145	171,474
		0	0	0	0	134,197	67,099	0	4.6145	67,098

		0	0	0	0	74,554	0	0	4.6145	74,554
		0	0	0	0	328,037	0	0	4.6145	328,037
	--	0	0	--	--	2,102,418	849,914	0	--	1,252,504
1	2018 6 19	2018								
		2018 6 20				447,930,709				
		456,070,709								
	2018 6 25	2017				456,070,709				
	10	0	0.294645		10	4.910759				
					141	210.2418				
3										

1

	938
	685
	1,623
	1,623
	0

2

12

3

2020

4

1

2

3

7

3

4

3

1

5

6

<http://www.cninfo.com.cn/new/index>

7

WQ

2018		40.19%	2019 05 20	2019 05 20	http://www.cninfo.com.cn/new/index
2019		37.86%	2019 07 03	2019 07 03	

2019

1

2018

2019

2019

2019

2

2018

2018

2018

2019

1

2019 12 31	
	2020 04 30
	http://www.cninfo.com.cn/new/index

	2020 04 28
	2020 040283

" " 2019 12 31

2019

2019 12 31

2019

"

"

1

"

28

"

2019 12 31 ,

1,048,783,184.87

2

1

2

3

4

5

1

"

2

1

2

3

"

2019

26,820.41

26.92%

2

1

2

3

4

IP

5

6

1

2

3

4

5

6

2020 4 28

1

2019 12 31

	2019 12 31	2018 12 31
--	------------	------------



	60,121,686.89	75,182,784.57
	182,529,430.77	173,735,098.23
	11,177,991.37	16,532,317.68
	42,699,835.80	293,744,642.67
	2,587,509.58	12,321,741.71
	27,595,225.15	

	17,201.38	260,032.98
	20,508,975.30	28,123,700.00
	4,808,901.05	4,636,460.99
	625,117,790.09	735,727,484.06

	12,416,956.48	89,887,348.25
	884,540,139.70	986,763,415.45
	65,232,118.29	58,213,377.04
	949,772,257.99	1,044,976,792.49
	1,612,229,072.76	2,030,734,627.98

2

	2019 12 31	2018 12 31
	138,141,323.10	193,972,170.31
	20,073,547.95	
	3,275,842.00	1,463,500.00
	262,443,116.30	275,844,696.23
	51,556,923.01	

	714,261,751.12	926,608,296.92
	60,500,000.00	
	60,121,686.89	75,182,784.57
	92,005,036.90	82,630,204.65

	20,508,975.30	28,123,700.00
	722,448,981.41	752,518,715.26
		50,000,000.00
		159,122,319.21
	31,676,000.00	38,932,000.00
	11,032.19	
	31,687,032.19	248,054,319.21
	754,136,013.60	1,000,573,034.47
	673,630,150.00	680,036,042.00
	327,356,168.90	350,821,182.52
	1,764,975.30	56,247,400.00
		43,828,685.17

	996,255,799.76	1,179,189,736.12
	996,255,799.76	1,179,189,736.12
	971,933,621.87	1,132,908,766.85

-	-252,813,776.54	-107,391,675.17
-	-28,197.98	53,283.78
	-208,602,383.74	163,469,078.28
	117,606,382.58	74,253,997.99
	6,344,118.62	393,697.13
	-97,340,119.78	237,329,379.14
	3,823,552.35	23,922,274.52
	-101,163,672.13	213,407,104.62
1.	-102,443,541.37	213,407,104.62
2.	1,279,869.24	
1.	-101,246,695.46	214,458,276.33
2.	83,023.33	-1,051,171.71
	-6,360,000.00	-137,814,914.83
	-6,360,000.00	-137,814,914.83
	-6,360,000.00	
1.		
2.		
3.	-6,360,000.00	
4.		
5.		
		-137,814,914.83
1.		
2.		

3.
4.
5.
6.
7.

	8,679,554.27	10,056,997.33
	25,188,984.50	38,392,253.56
	116,246,577.68	250,815,988.47
	158,149.07	36,209.07
-		

4.		
5.		
		-137,814,914.83
1.		
2.		
3.		-137,814,914.83
4.		
5.		

	201,810,000.00	381,995,457.58

		147,651,104.54
	28,780,313.47	27,004,427.06
	90,472,121.25	153,254,944.21
	615,775,922.48	
	172,857,173.02	
	98,537,160.54	205,083,548.23
	114,848.92	163,636,557.28
		10,634,040.00
	271,509,182.48	379,354,145.51
	16,484,508.28	1,975,910.62
		273,382,909.61
		2,275,059.12
	194,724,508.28	277,633,879.35
	76,784,674.20	101,720,266.16
		60,156,850.60
	50,000,000.00	235,000,000.00

90.06
51.41
41.47

--

--

--

	5,892				0,731.	2,424.							,801.1	717.92	,519.1
	.00				51	70							9		1
1															
2															
3					529,13								529,13		529,13
					2.58								2.58		2.58
4	-6,40				-23,16										
	5,892				9,864.										
	.00														

6															
1															
2															

 ,000.

1												
2												
					-19,797, 885.22							-19,797,88 5.22
4	-6,405, 892.00				-3,667,1 28.40	-54,482, 424.70						44,409,40 4.30

	673,63					
	0,150.0	327,356,	1,764,97	49,104,3	-141,88	906,438,4
	0	168.90	5.30	43.92	7,277.8	09.65
					7	

67,998.882

2

2 6

2

2

12

1

2019 12 31

2019

2014

15

2

2

12

12

19

33 ——

" "

5

2012

" " " " "

22" " "

6

1

2

9

1

2

2	

	(%)
1 1	5.00
1 2 2	10.00
2 3 3	30.00
3	100.00

15

1

2

3

4

5

16**17****18**

42 ——

“ ”

1

2

19

20

21

22

1

22

2

&

"

23

24

1

2



27

28

29

30

1

3

4

35

36

1

2

3

37

1

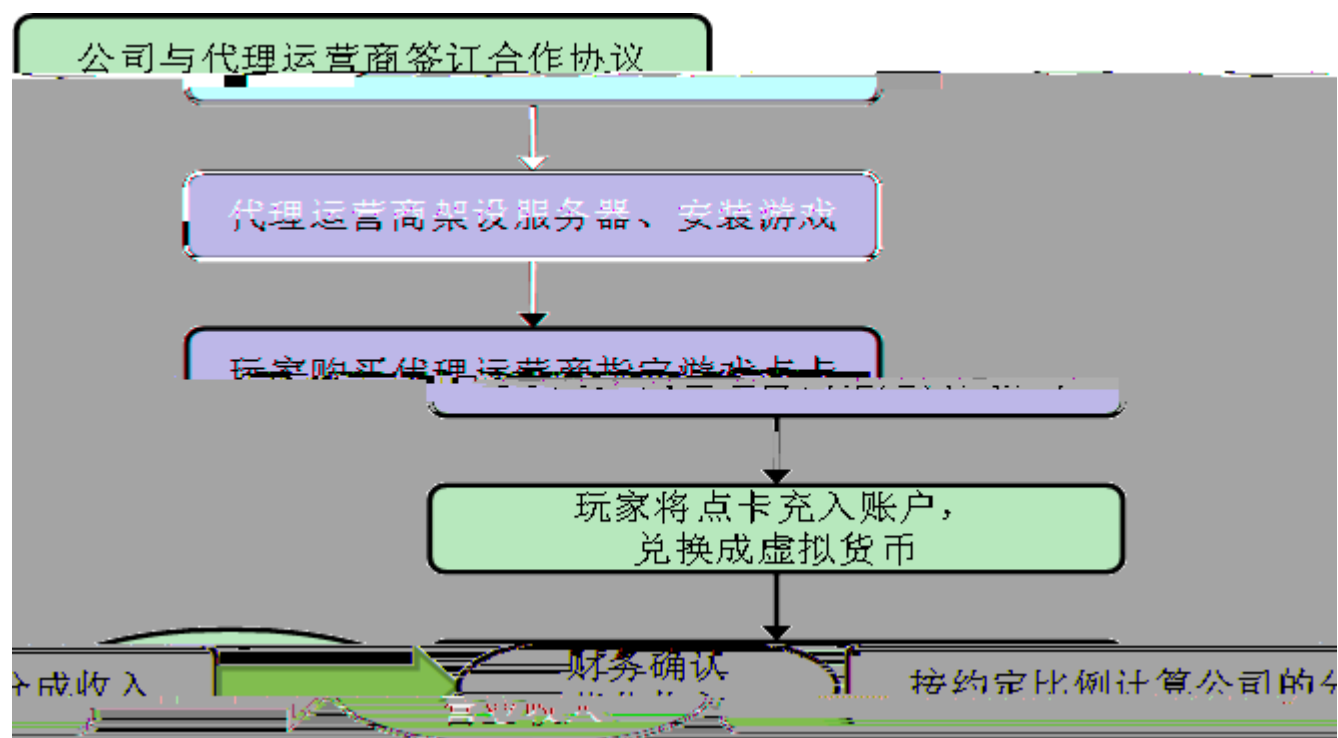
2

3

38

39

5



12

40

41 /

1

2

4

42

1

44

1

			/		
					174,482,587.97

b

2018 12 31			2019 1 1		
		1,463,500.00			1,463,500.00
		275,844,696.23			275,844,696.23
		24,282,535.10			

	19,045,849.81			19,045,849.81
	19,045,849.81			19,045,849.81
		53,726,486.94		53,726,486.94
		53,726,486.94		53,726,486.94
	228,209,074.91			
	228,209,074.91	-228,209,074.91		
		174,482,587.97		174,482,587.97
				174,482,587.97

b

	2018 12 31			2019 1 1
	1,463,500.00			1,463,500.00
	1,463,500.00			1,463,500.00
	275,844,696.23			275,844,696.23

	24,282,535.10			24,282,535.10
		53,726,486.94		53,726,486.94
				53,726,486.94
	131,726,486.94			
	131,726,486.94	-131,726,486.94		

		289,197,722.12	289,197,722.12
	297,516,775.12	-297,516,775.12	

2

3 2019

	2018 12 31	2019 01 01	
	306,197,814.63	306,197,814.63	0.00

			0.00

			0.00
	8,319,053.00	8,319,053.00	0.00
	292,090,802.59	292,090,802.59	0.00
	160,630,697.27	160,630,697.27	0.00
			0.00
			0.00
			0.00
			0.00
			0.00
	60,343,908.61	60,343,908.61	0.00
	64,370,237.69	64,370,237.69	0.00
	17,212,623.91	17,212,623.91	0.00

	250,030,351.43	250,030,351.43	0.00
	985,757,835.49	985,757,835.49	0.00
	680,036,042.00	680,036,042.00	0.00
			0.00
			0.00
			0.00
	180,154,396.11	180,154,396.11	0.00
	56,247,400.00	56,247,400.00	0.00
	43,828,685.17	43,828,685.17	0.00
			0.00
	49,104,343.92	49,104,343.92	0.00
			0.00
	89,887,348.25	133,716,033.42	0.00
	986,763,415.45		

	85,451,208.63	85,451,208.63	0.00
			0.00

	680,036,042.00	680,036,042.00	0.00
			0.00
			0.00
			0.00
	350,821,182.52	350,821,182.52	0.00
	56,247,400.00	56,247,400.00	0.00
	43,828,685.17	43,828,685.17	0.00
			0.00
	49,104,343.92	49,104,343.92	0.00
	-58,145,908.05	-58,145,908.05	0.00
	1,009,396,945.56	1,009,396,945.56	0.00
	2,009,969,980.03	2,009,969,980.03	0.00

2017

22

23

24

37

2019

	15%
	10%
	25%
	15%
	15%
	10%
	25%
	25%
	25%
	25%
	25%
	25%
	25%
	25%
	25%

2

1									
		[2000]18	<					>	
		[2000]25							
2011	1	[2011]4							
			17					3	
2013	37	3							
2									
	2019		2019	15%					
		[2011]4		[2011]4					
		[2011]4						[2016]49	
						"	"	2014	5
12			2019			"	"		
			2017						
					2017	15%			3
			2012	27					
								10%	
	2019	10%							
			2017			2017	15%		3
			2017			2017	15%		3
	2012	27							

2019 10% 10% 2017 2017 15% 3

12 --

3

1

	32,000.64	28,040.44
	249,330,586.46	289,099,090.75
	42,092,438.00	17,070,683.44
	291,455,025.10	306,197,814.63
	0.00	0.00
	40,752,493.02	0.00

40,752,493.02

4,243,926.31

36,508,566.71

2 1

1,339,944.98

2

	31,073,547.95	
	31,073,547.95	
	31,073,547.95	

3

--	--	--

4

1

|

	581,465,085.43	100.00%	126,426,569.10		455,038,516.33	550,113,643.14	100.00%	81,098,378.45	14.74%	469,015,264.69

	6,754,083.22		6,754,083.22	100.00%
	3,601,934.00		3,601,934.00	100.00%
	2,680,429.81		2,680,429.81	100.00%
	1,871,730.00		1,871,730.00	100.00%
	1,005,268.22		974,964.08	96.99%
	15,913,445.25		15,883,141.11	--

1 (1)	291,253,813.57		14,562,690.68	5.00%
1-2 (2)	142,560,976.95		14,256,097.70	10.00%
2-3 (3)	71,446,014.36		21,433,804.31	30.00%
3	53,468,232.15		53,468,232.15	100.00%
	558,729,037.03		103,720,824.84	--

1	1	292,753,781.52
1	2	148,879,310.10
2	3	78,208,103.51
3		61,623,890.30
3	4	30,178,358.56
4	5	31,271,619.74
5		173,912.00
		581,465,085.43

	23,278,084.55	4.00%	1,163,904.23
	21,720,000.00		

	16,549,460.72	1	7,262,848.00		27.40
		1-2	9,286,612.72		
	4,142,902.36	1			6.86
	3,495,384.73	1-2			5.79
	2,689,078.18	1	2,035,492.00		
		1-			

()		
-----	--	--

2 **1**

()				
-----	--	--	--	--

3

3

1

	37,448,819.38	10,148,970.04
	2,130,350.42	2,385,776.43
	19,170,435.50	17,151,316.65

1	1	40,859,445.43
1	2	

5



	149,478,128.11	4,469,244.05	145,008,884.06	173,431,037.23	4,596,464.58	168,834,572.65
--	----------------	--------------	----------------	----------------	--------------	----------------

5

2

	4,596,464.58			127,220.53		4,469,244.05
	4,596,464.58			127,220.53		4,469,244.05

3

4

--	--

10

11

	56,000,000.00		56,000,000.00	56,000,000.00		2020 04 16
	56,000,000.00		56,000,000.00	56,000,000.00		--

12

--	--	--

/

13

		116,500,000.00
	4,182,286.38	1,543,990.29
	646,518.02	
	475,224.00	
	5,304,028.40	118,043,990.29

14

	12	()	()	
2019 1 1				

15

16

1

	12	()	()	

	22,998,51	37,100,00	3,000,000	1,839,920						58,938,43	
	7.23	0.00	.00	.93						8.16	

18

	10,000,000.00	
	20,000,000.00	
	12,089,700.00	
	31,032,887.97	
	1,000,000.00	

1.	83,866,462.05			83,866,462.05
2.				
1				
2 \				
3				
3.	14,882,270.57			14,882,270.57
1				
2	14,882,270.57			14,882,270.57
4.	68,984,191.48			68,984,191.48
1.	8,683,677.48			8,683,677.48
2.	1,451,775.48			1,451,775.48
1	1,451,775.48			1,451,775.48
3.	1,272,948.37			1,272,948.37
1				
2	1,272,948.37			1,272,948.37
4.	8,862,504.59			8,862,504.59
1.				
2.				
1				
3				
1				
2				
4.				

1.	14,141,338.94	76,086,289.71	3,596,828.32	4,535,647.04	98,360,104.01
2.	4,574,390.66	9,940,375.51	669,882.20	301,717.44	15,486,365.81
1	3,301,442.29	9,940,375.51	669,882.20	301,717.44	14,213,417.44
2	1,272,948.37				1,272,948.37
3.					

--	--

5

--	--	--

6

22

23

1

2

24

25

26

1



1						
---	--	--	--	--	--	--

	17.12%

WACC

	[2020] S060		2019
12 31	40,000,000.00	251,044,806.87	

	183,409,495.01	27,595,225.15	163,299,112.12	17,722,582.10
--	----------------	---------------	----------------	---------------

2

2025	2,507,222.49	2,507,222.49	
2026	143,562.91	143,562.91	
2027			
2028	2,982,567.45	2,982,567.45	
2029	6,710,071.53		
	21,245,353.18	14,535,281.65	--

31

								V1.0
	10,000,000.0 0		2019-6-11	2020-6-11	0525488-003 17	0525488- 001		
	70,000,000.0 0							

	2,850,000.00	
	72,061,252.10	--

3

--	--

38

39

1

	60,343,908.61	296,833,944.99	286,115,562.16	71,062,291.44
-		17,875,195.70	17,842,740.27	32,455.43
		742,817.90	742,817.90	
	60,343,908.61	315,451,958.59	304,701,120.33	71,094,746.87

2

1	60,343,908.61	269,666,202.57	258,994,480.31	71,015,630.87
2		6,647,958.89	6,647,958.89	
3		9,168,766.22	9,151,221.65	17,544.57
		8,449,554.59	8,433,093.20	16,461.39
		198,570.01	198,309.90	260.11
		520,641.62	519,818.55	823.07
4		9,479,304.84	9,450,188.84	29,116.00
5		1,871,712.47	1,871,712.47	
	60,343,908.61	296,833,944.99	286,115,562.16	71,062,291.44

3

--	--	--

2

	17,201.38	260,032.98
	17,201.38	260,032.98

1

3

1

	13,487,538.20	14,232,969.13
	503,721.24	
-	1,921,877.35	2,719,621.80
	26,215,586.80	

43

	1,764,975.30	28,123,700.00
	18,744,000.00	
	20,508,975.30	28,123,700.00

44

	4,808,901.05	4,636,460.99
	4,808,901.05	4,636,460.99

--	--	--	--	--	--	--	--	--	--	--	--

45

1

		50,000,000.00
		50,000,000.00

46

1

2

3

4

47

--	--	--

48

		159,122,319.21
		159,122,319.21

1

		130,998,619.21
		28,123,700.00

2

--	--	--	--	--	--

49

1

--	--	--

2

50

--	--	--	--

51

	39,303,666.71	6,294,400.00	9,062,666.72	36,535,399.99	
	39,303,666.71	6,294,400.00	9,062,666.72	36,535,399.99	--

52

--	--	--

53

		+ -					
	680,036,042.00				-6,405,892.00	-6,405,892.00	673,630,150.00

6,405,892.00

54

1

2

3

8%

824, 282. 11

56

	56,247,400.00		54,482,424.70	1,764,975.30
	56,247,400.00		54,482,424.70	1,764,975.30

54, 482, 424. 70

57

	5,315,518.80	5,291,174.23	5,830,437.61	1,545,230.61
	996,255,799.76	386,658,819.50	1,179,189,736.12	596,178,159.80

6262

	391,710.46	1,457,665.02
	253,649,320.65	225,965,368.06

64

	629,086.79	21,092,400.00
/	2,778,430.41	2,160,002.01
	843,371.83	
	62,367,349.21	46,837,000.14
	22,113,608.98	18,643,759.82
	14,061,902.24	12,871,562.21
	7,602,387.62	12,669,567.61
	3,931,133.17	2,677,629.53
	2,005,000.00	2,000,000.00
	1,591,790.97	1,479,226.52
	1,444,464.89	1,186,235.60
	1,597,576.37	837,633.17
	605,451.17	731,905.71
	3,446,678.98	19,840.11
	125,018,232.63	

	712,826.62	345,473.71
	3,713,996.25	2,085,805.44
	144,525.52	89,850.17
	666,335.50	1,495,371.71
	197,515,252.71	168,506,692.84

66

	10,827,488.48	13,016,448.60
	9,555,292.21	6,665,728.94
	-822,450.13	-6,189.77
	360,735.25	435,505.93
	810,481.39	6,780,035.82

67

	22,939,444.97	44,199,808.99
	9,062,666.72	10,109,999.96
2018	100,000.00	
2018	1,200.00	
2019	1,200.00	
	2,500.00	
	43,500.00	
		127,611.88

-BIPEXqB	2018	149,000.00	
		600,000.00	
18		309,000.00	
		266,000.00	
-		300,000.00	
		200,000.00	
		126,000.00	
		300,000.00	
		485,900.00	
		50,000.00	
		100,000.00	
	-	161,900.00	
2019		198,845.66	
	2018	488	3,500.00
	2018	489	900.00
	-2018	953	18,000.00
	2018	309	14,000.00
			562,002.94
	-2019		900,000.00

-

2017

70

	73,547.95	0.00
	73,547.95	

71

	-7,726,408.93	
	-45,331,923.05	
	-53,058,331.98	

	13,280.01	52,700.07	13,280.01
	334,630.45		334,630.45
	104,630,047.75		

2

	-97,340,119.78
/	-14,601,017.97
	12,422,584.72
	-689,684.53
	-14,394,710.88
	2,197,989.81
	-153,900.00
	44,551,339.29
	-18,131,305.34
/	-7,377,742.75
	3,823,552.35

77

78

1

	8,994,419.03	33,053,207.33
	43,232,344.06	34,093,752.36


	7,851,258.21	
--	--------------	--

4,000,000.00

2

3

4



	--	--	
	--	--	

2

83

84

1

	259,000.00		84,000.00
	500,000.00		66,666.71
	600,000.00		120,000.01
-	1,440,000.00		0.00
	5,000,000.00		1,000,000.00
	5,000,000.00		750,000.00
	1,700,000.00		340,000.00
	9,000,000.00		1,800,000.00

IDC/ISP/ICP	8,000,000.00		1,600,000.00
	14,680,000.00		2,202,000.00
	2,000,000.00		

	100,000.00		100,000.00
-	161,900.00		161,900.00
2019	198,845.66		198,845.66

2018

488

2

--	--

3

4

5

6

2

1

--	--	--	--	--	--	--	--	--

2

--	--

5

6

1

1

				100.00%		
				100.00%		
				100.00%		
				100.00%		
				100.00%		
					100.00%	
				50.00%		
				58.00%		
				100.00%		
					100.00%	
					100.00%	
					100.00%	
				100.00%		
				100.00%		

				100.00%		
--	--	--	--	---------	--	--

2



--	--	--	--	--	--	--	--	--	--	--	--	--

3

1

20%

20%

2

	/	/

3

	/	/

4

	/	/
	--	--
	56,230,675.05	22,998,517.23
	--	--
	--	--
	--	--
--	-1,498,261.66	36,209.07
--	-1,498,261.66	36,209.07

5

6

--	--	--	--

7

8

4

				/	

5

6

1

2019 12 31

2

3

1

2018 12 31

2

4

[Redacted]

1

[Redacted]

[Redacted]	[Redacted]				
	[Redacted]	[Redacted]	[Redacted]	[Redacted]	
[Redacted]	[Redacted]	--	--	--	--
[Redacted]	[Redacted]	[Redacted]	[Redacted]	[Redacted]	[Redacted]

[Redacted]

2

3

4

5

6

7

8

9

4

	5%
	5%

5

1

/

--	--	--	--	--	--

966,869.07

867,724 n /1

/	/	/	/	/	/	/
---	---	---	---	---	---	---

/

/

/	/	/	/	/	/	/
---	---	---	---	---	---	---

/

3

--	--	--	--

--	--	--	--

4

--	--	--	--	--

	86,671,696.80	2017 07 06	2020 12 31	

5

--	--	--	--	--

6

--	--	--	--

7

	5,878,900.00	5,877,100.00

8

6

1

		1,000,000.00	1,000,000.00	1,000,000.00	1,000,000.00
		5,271,384.58	5,271,384.58		
				2,080,000.00	

2

--	--	--	--

7

8

1

MS @

63

2

	21,621,532.58
	1,328,974.79

3

4

5

1

2

1

1

1 2019 1 31

T501-0096

2019 2 22

2019 3

5,625.92

2019 12 31

2,812.96

2020 6 30

2,812.96

2020 4 28

2

"

"

2

1

			4		21,256		39,000	
				100%	2015 8 14			
2014 8 29					4			
	2014	2015	2016		2017			
	4,500	5,874	6,300		6,600			
						" "	2017 12 31	
100%					[2020] S065			
						100%	2017 12 31	
12,000.00	2014-2017					12,318.58		
	2017 12 31		w		24,318.58	\$	60,256.00	
	35,937.42						4	
35,937.42								
2								
2016 12 23							" "	
			" "					" "
"					" "		" "	" "
			4.10					
	100%	2017 1 17			100%			
2016 12 23								
					2017 2018 2019			
		2017 2018 2019						
	4,000	5,000 6,000			15,000		2016	
2,625								
		2016						
					2017 2018 2019			

2019 6 30 ()
 () " "

2018 17,199,558.96
 12,511,201.04
 2019 5 11 17,199,558.96 12,511,201.04
 2019 7 2 108,639.95
 79,026.23
 2019 57,890,000.00 2019 42,110,000.00
 2019

129,898,426.18
 2019 7 29 2019 8 26

108500000331523 36,454,832.47

			m ²
1	6000511284	A501	332.16
2	6000511330	A502	533.30
3	6000511329	A503	529.55
4	6000511282	A504	375.94
5	6000511404	B501	521.89
6	6000511410	B502	335.06
7	6000511403	B503	379.23
8	6000511327	B504	523.41
9	2015001450	1 4.1 B3	1,506.45
		9 01	
10	2015001449	1 4.1 B3	1,506.45
		10 01	
11	X 959105	12 1 8 B807	81.60

1-8 2019 9 2 2022 9 1 9-11

	178,744,000.00	-11,617,090.39	167,126,909.61
		181,643,600.00	181,643,600.00
	396,598,647.02	-500,969,107.43	-104,370,460.41
	1,076,908,064.59	-57,840,131.32	1,019,067,933.27
	520,806,674.05	14,642,318.85	535,448,992.90
	-226,949,610.68	179,509,032.59	-47,440,578.09
	204,826,466.57	-127,255,026.58	77,571,439.99
	15,279,462.96	20,002,000.00	35,281,462.96
	167,236,941.32	-20,228,444.16	147,008,497.16
	151,957,478.36	-40,230,444.16	111,727,034.20

		138,114,249.29	75,292,855.33	213,407,104.62
1		52,377.51	52,377.51	
2	-			43,828,685.17
	43,828,685.17			
3	:	380,946,819.90		481,249,630.68
	100,302,810.78			
4		19,740,547.25		20,002,000.00 ,

1

1

3

4

7

8

2019 12 15

[2019 235]

1 2016

	707,679,949.75	-660,758,663.27	46,921,286.48
	200,020,000.00	-200,020,000.00	
	276,680,377.96	-460,738,663.27	-184,058,285.31
-	-19,593,826.36	-660,758,663.27	-680,352,489.63
	26,481,314.75	200,020,000.00	226,501,314.75
	137,121,161.74	-460,738,663.27	-323,617,501.53
	125,173,602.26	-460,738,663.27	-335,565,061.01

1

" "

660,758,663.27

660,758,663.27

2

200,020,000.00

200,020,000.00

2 2017

	179,341,350.00	181,643,600.00	360,984,950.00
	848,763,184.87	-481,249,630.68	367,513,554.19
	30,645,643.48	-20,002,000.00	10,643,643.48
	240,189,710.67	14,642,318.85	254,832,029.52
	202,206,394.37	-3,466,138.64	198,740,255.73
	40,120,803.60	158,386.93	40,279,190.53
	178,744,000.00	-11,617,090.39	167,126,909.61
		181,643,600.00	181,643,600.00
	396,598,647.02	-500,969,107.43	-104,370,460.41
	1,076,908,064.59	-57,840,131.32	1,019,067,933.27
	520,806,674.05	14,642,318.85	535,448,992.90
	-226,949,610.68	179,509,032.59	-47,440,578.09
	204,826,466.57	-127,255,026.58	77,571,439.99

	167,236,941.32	-20,228,444.16	147,008,497.16
	15,279,462.96	20,002,000.00	35,281,462.96
	151,957,478.36	-40,230,444.16	111,727,034.20

1	-		181,643,600.00
	181,643,600.00		
2	:	481,249,630.68	660,758,663.27
	179,509,032.59		
3		20,002,000.00	20,002,000.00
4	3,466,138.64	3,307,751.71	158,386.93
5			11,617,090.39
	11,617,090.39		
6	61,147,883.03	61,147,883.03	
7	14,642,318.85	14,642,318.85	
3	2018		

	469,067,642.20	-52,377.51	469,015,264.69
	79,344,371.76	2,554,436.77	81,898,808.53
	184,380,389.74	43,828,085.82	228,209,074.91
	674,691,462.57	-380,946,819.90	293,744,642.67
	37,463,129.35	-19,740,547.25	17,722,582.10
	266,187,000.19	25,903,802.40	292,090,802.59
	164,479,215.91	-3,848,518.64	160,630,697.27

261,452.75

5


2,441,265.66

	217.90	01.60	16.30	40.64
---	--------	-------	-------	-------

2

		2,782,982.00				2,782,982.00

67,202,044.41 17,366,075.10



5

6

2

	53,045,396.69	24,282,535.10
	53,045,396.69	24,282,535.10

1

1

2

O M % N I

3

2

1

A A F G N Y



3

1

	20,482,045.69	
	33,994,694.69	6,337,111.74
	1,197,699.60	1,415,513.36
	13,649,121.87	30,616,928.03
	126,153.57	374,270.48
	246,382.26	
	69,696,097.68	38,743,823.61

2

	12	()	()	
2019 1 1	14,461,288.51			14,461,288.51
2019 1 1				

	69,696,097.68
--	---------------

3

	14,461,288.51	2,189,412.48				16,650,700.99
	14,461,288.51	2,189,412.48				16,650,700.99

--	--	--

4

--	--

--	--	--	--	--	--

5

--	--	--	--	--	--

16,877,761.60 1

24.22%

8438 22068

	--	59,885,709.42	--	85.92%	13,361,758.83
--	----	---------------	----	--------	---------------

6

--	--	--	--	--

7


8

3

	1,695,420,312.00	991,315,227.18	704,105,084.82	1,653,880,200.00	740,270,420.31	913,609,779.69
	10,156,666.30		10,156,666.30	12,998,517.23		12,998,517.23
	1,705,576,978.30	991,315,227.18	714,261,751.12	1,666,878,717.23	740,270,420.31	926,608,296.92

1

	((
))	
	111,335,579.6	-734,555.00			110,601,024.69	692,270,420.31
	9					





	2,572,421.37	
--	--------------	--

	-10.94%	-0.1489	-0.1489
	-26.61%	-0.3620	-0.3620

3

1

2

3

4

2019