

300311

2019-037

2018



1.



2017 6

2018 3 30

2018-2020

2018

2018

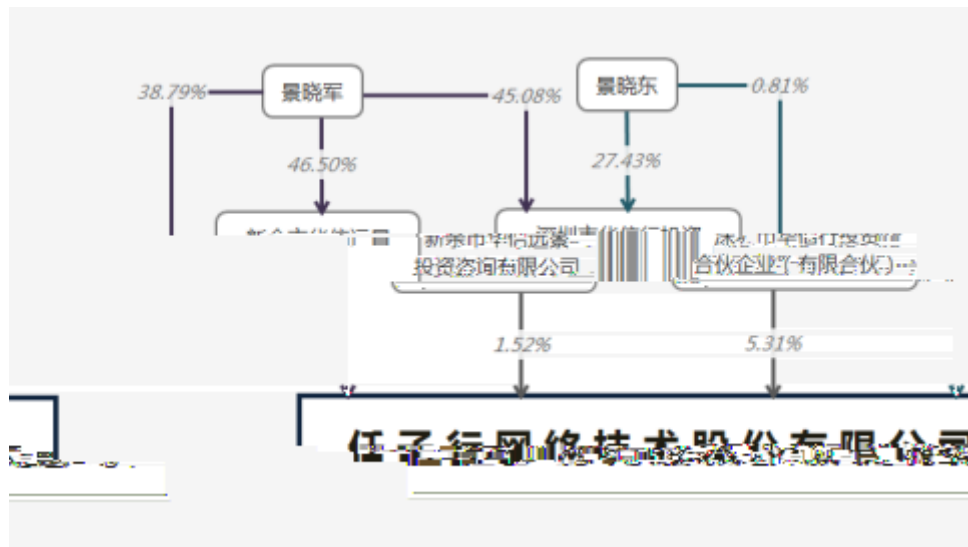


		0.80%	5,460,000	0	

2

10

3



5

1

;

2018			
120,271.43	11.68%	16,126.23	3.57%
13,916.54	6.77%		
			IDC
		32,127.82	37.78%
IDC		/	DPI

40% 2018 12

23,254.17 104.75%
5,942.43 84.93%

25,598.80 12.20%
32,614.66 18.31%

17,407.17

2018 12 31

2018

17,407.17

2018

1,1130.36

2018

2018 12 31

6,276.81

17,407.17

2018 10 19

2018

261.7201

2018 12 31

1.47

2017

4,000

2018

5,000

2019

6,000

15,000

2018

3,083.83

, 61.68% 2018

5,237.54

1

1,000

300

2 2018 6 30

3

100

4

2

4,312.26

1

2,900

2

3

10%

	255,988,019.70	93,538,022.40	36.54%	-12.20%	-31.59%	-10.36%
	59,424,280.13	33,028,014.90	55.58%	84.93%	96.72%	3.33%

